

Cell Counter Validation Slides

L72030 Fluorescence
L72041 Brightfield

Product Description

Validation Slide (Fluorescence)

Materials	PMMA
Dimensions (W x D x H)	75 mm x 25 mm x 2.05 mm
Chamber depth	50 µm

Validation Slide (Brightfield)

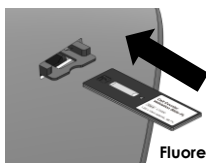
Materials	Glass
Dimensions (W x D x H)	75 mm x 25 mm x 2.4 mm
Chamber depth	N/A

The Cell Counter Validation Slides are used for Quality Control mode of the LUNA-FX7™ automated cell counters to monitor the accuracy and variability of the instrument. The Cell Counter Validation Slides contain pre-spotted patterns or pre-fixed beads with a known concentration and viability.

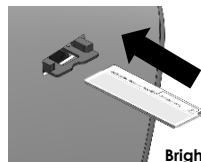
Directions for Use

1. Gently grab the right edge of the Cell Counter Validation Slides.
2. Insert the Cell Counter Validation Slides to the slide port, facing up and in the correct direction as below.

**Refer to the LUNA-FX7™ User Manual (7. Quality Control) for more details.*



Fluorescence




Brightfield

3. After use, make sure to put them back in the case provided and store them away from direct sunlight below room temperature to avoid possible damages.



Fluorescence



Brightfield



HEADQUARTERS

FL 3
28 Simindaero 327beon-gil, Dongan-gu
Anyang-si, Gyeonggi-do 14055
South Korea

Tel: +82 (31) 478-4185

USA

7700 Little River Turnpike STE 207
Annandale, VA 22003
USA

Tel: +1 (703) 622-4660, +1 (703) 942-8867

EUROPE

1 allée Lavoisier
59450 Villeneuve d'Ascq
France

Tel: +33 (0)3 74 09 44 35

www.logosbio.com

Product Care

1. Rinse the Cell Counter Validation Slides with tap water followed by 70% ethanol. Handle gently to avoid damage.
 2. Wrap in lens paper and store in a safe location.
- ! Do not press down on the Cell Counter Validation Slides. Do not apply excessive force to the slides when handling.
 - ! Do not leave the Cell Counter Validation Slides in solvents for extended periods of time.
 - ! Do not sonicate the Cell Counter Validation Slides.

Disclaimer

This product is for research use only.

Additional information is available on our website at www.logosbio.com.
© Logos Biosystems 2020. All rights reserved.

Cell Counter Validation Slides

L72030 Fluorescence
L72041 Brightfield

Product Description

Validation Slide (Fluorescence)

Materials	PMMA
Dimensions (W x D x H)	75 mm x 25 mm x 2.05 mm
Chamber depth	50 µm

Validation Slide (Brightfield)

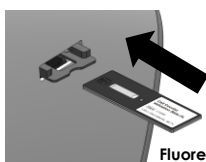
Materials	Glass
Dimensions (W x D x H)	75 mm x 25 mm x 2.4 mm
Chamber depth	N/A

The Cell Counter Validation Slides are used for Quality Control mode of the LUNA-FX7™ automated cell counters to monitor the accuracy and variability of the instrument. The Cell Counter Validation Slides contain pre-spotted patterns or pre-fixed beads with a known concentration and viability.

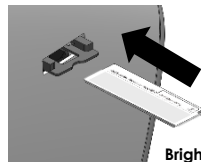
Directions for Use

1. Gently grab the right edge of the Cell Counter Validation Slides.
2. Insert the Cell Counter Validation Slides to the slide port, facing up and in the correct direction as below.

**Refer to the LUNA-FX7™ User Manual (7. Quality Control) for more details.*



Fluorescence




Brightfield

3. After use, make sure to put them back in the case provided and store them away from direct sunlight below room temperature to avoid possible damages.



Fluorescence



Brightfield



HEADQUARTERS

FL 3
28 Simindaero 327beon-gil, Dongan-gu
Anyang-si, Gyeonggi-do 14055
South Korea

Tel: +82 (31) 478-4185

USA

7700 Little River Turnpike STE 207
Annandale, VA 22003
USA

Tel: +1 (703) 622-4660, +1 (703) 942-8867

EUROPE

1 allée Lavoisier
59450 Villeneuve d'Ascq
France

Tel: +33 (0)3 74 09 44 35

www.logosbio.com

Product Care

1. Rinse the Cell Counter Validation Slides with tap water followed by 70% ethanol. Handle gently to avoid damage.
 2. Wrap in lens paper and store in a safe location.
- ! Do not press down on the Cell Counter Validation Slides. Do not apply excessive force to the slides when handling.
 - ! Do not leave the Cell Counter Validation Slides in solvents for extended periods of time.
 - ! Do not sonicate the Cell Counter Validation Slides.

Disclaimer

This product is for research use only.

Additional information is available on our website at www.logosbio.com.
© Logos Biosystems 2020. All rights reserved.